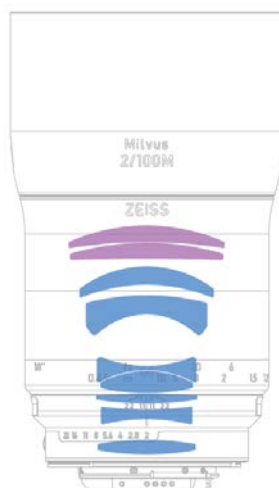




ZEISS Milvus 2/100M

Technische Daten/Technical Specifications



 Sonderglas / Special glass

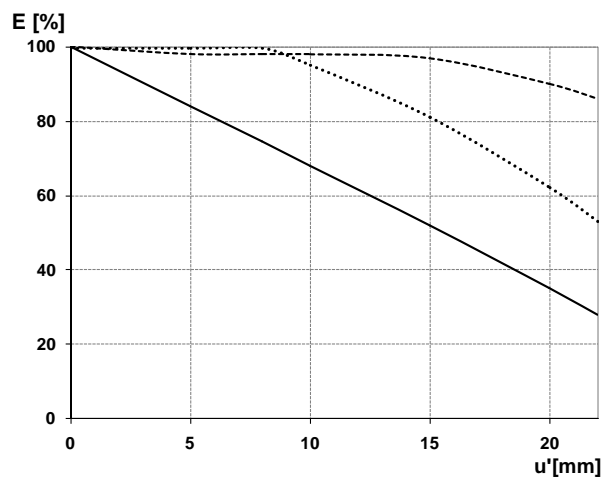
Brennweite/Focal length	100 mm
Blendenbereich/Aperture range	f/2.0 – f/22
Linsen / Gruppen/Lens elements / Groups	9 / 8
Fokussierbereich/Focusing range	0,44 m (1.44 ft) - ∞
Arbeitsabstand/Free working distance	0,25 m (0.8 ft) - ∞
Bildwinkel*/Angular field* (diag. / horiz. / vert.)	25° / 21° / 14°
Bildkreisdurchmesser/Diameter of image field	43 mm (1.69")
Anlagemaß/Flange focal distance	ZF.2: 46,5 mm (1.83") ZE: 44,0 mm (1.73")
Objektfeld bei Naheinstellung* Coverage at close range (MOD)*	48 mm x 72 mm (1.89" x 2.83")
Abbildungsmaßstab bei Naheinstellung Image ratio at MOD	1 : 2
Filterdurchmesser/Filter thread	M67 x 0.75
Lage der Eintrittspupille (vor der Bildebene) Entrance pupil position (in front of image plane)	66,2 mm (2.6")
Drehwinkel des Fokussierings (inf – MOD) Rotation angle of focusing ring (inf – MOD)	352 °
Durchmesser max./Diameter max.	ZF.2: 80,5 mm (3.17") ZE: 80,5 mm (3.17")
Durchmesser des Fokussierings Diameter of focusing ring	ZF.2: 77,2 mm (3.04") ZE: 77,2 mm (3.04")
Länge (ohne Objektivdeckel)/Length (without lens caps)	ZF.2: 103,0 mm (4.06") ZE: 104,0 mm (4.09")
Länge (mit Objektivdeckeln)/Length (with lens caps)	ZF.2: 117,5 mm (4.63") ZE: 119,5 mm (4.70")
Gewicht/Weight	ZF.2: 807 g (28.47 oz) ZE: 843 g (29.74 oz)

* bezugnehmend auf das 24x36mm Format/referring to 24x36 mm format



ZEISS Milvus 2/100M

Relative Beleuchtungsstärke/Relative Illuminance

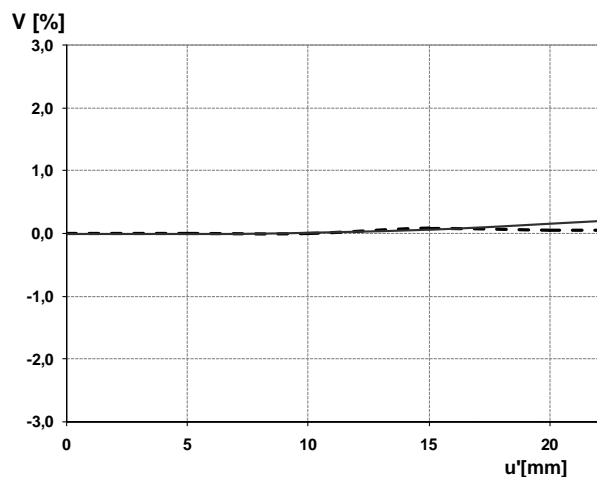


Die relative Beleuchtungsstärke zeigt die Abnahme der Bildhelligkeit von der Mitte des Bildes zu den Ecken. Angabe in Prozent.

The relative illumination shows in percent the decrease in image brightness from the image center to edge.

- Blendenzahl: $k = 2$ / f-number = 2
- ... Blendenzahl: $k = 2$ / f-number = 2 M 1:2
- Blendenzahl: $k = 4$ / f-number = 4

Relative Verzeichnung/Relative Distortion



Die Relative Verzeichnung zeigt die Abweichung der aktuellen von der idealen Bildhöhe.

The relative distortion shows in percent the deviation of the actual from the ideal image height.

- ∞
- ... M= 1:2

Angaben für unendlich.
Data for infinity.

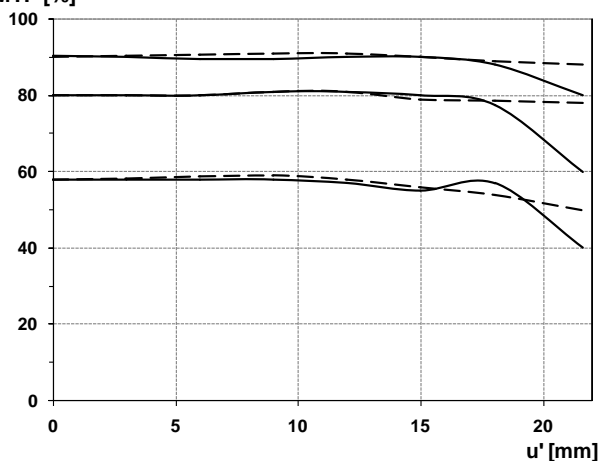


ZEISS Milvus 2/100M

MTF Charts

Unendlich / Infinity

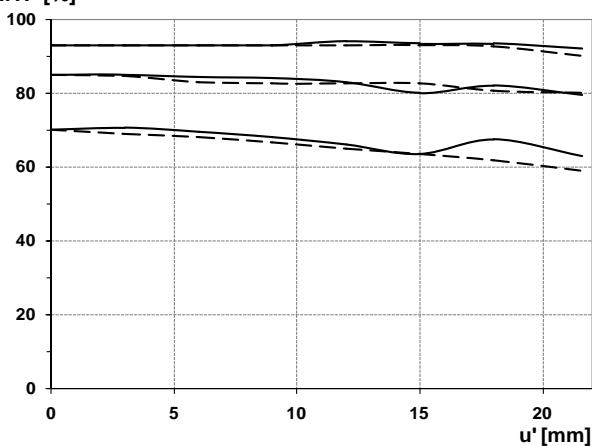
MTF [%]



Blendenzahl: $k = 2 / f\text{-number} = 2$

— Sagittal
... Tangential

MTF [%]



Blendenzahl: $k = 4 / f\text{-number} = 4$

— Sagittal
... Tangential

Modulationsübertragung MTF als Funktion der Bildhöhe (u') und Spaltorientierung. Weißes Licht. Ortsfrequenzen $R=10, 20$ und 40 Perioden/mm. // Modulation transfer MTF as a function of the image height (u') and slit orientation. White light. Spatial frequencies $R=10, 20$ and 40 cycles/mm.



ZEISS Milvus 2/100M

Schärfentiefe/Depth of Field (DOF)*

Engraved Distance	f/2		f/2.8		f/4		f/5.6		f/8		f/11		f/16		f/22		
	From	to	From	To	from	To	From	To	From	To	From	To	From	To	from	To	
Meter																	
INF	167	INF	119	INF	83	INF	60	INF	42	INF	30	INF	21	INF	15.3	INF	
10 m	9.456	10.6	9.255	10.9	8.969	11.3	8.615	11.9	8.135	13.0	7.606	14.7	6.866	18.7	6.152	28	
5 m	4.866	5.142	4.814	5.201	4.739	5.293	4.642	5.420	4.505	5.624	4.345	5.902	4.102	6.435	3.847	7.223	
3 m	2.954	3.048	2.936	3.067	2.909	3.097	2.875	3.138	2.824	3.201	2.764	3.284	2.670	3.433	2.565	3.632	
2 m	1.981	2.019	1.973	2.027	1.962	2.039	1.948	2.056	1.926	2.081	1.900	2.113	1.858	2.169	1.811	2.240	
1.5 m	1.490	1.510	1.486	1.514	1.480	1.520	1.473	1.529	1.461	1.541	1.447	1.557	1.425	1.585	1.399	1.620	
1.2 m	1.194	1.206	1.192	1.208	1.188	1.212	1.184	1.217	1.177	1.224	1.169	1.233	1.156	1.249	1.140	1.269	
1 m	0.996	1.004	0.995	1.005	0.993	1.007	0.990	1.010	0.986	1.015	0.980	1.021	0.972	1.030	0.962	1.042	
0.8 m	0.798	0.802	0.797	0.803	0.796	0.804	0.795	0.806	0.792	0.808	0.789	0.811	0.785	0.816	0.779	0.823	
0.7 m	0.699	0.701	0.698	0.702	0.697	0.703	0.696	0.704	0.694	0.706	0.692	0.708	0.689	0.711	0.685	0.715	
0.6 m	0.599	0.601	0.599	0.601	0.598	0.602	0.598	0.602	0.597	0.603	0.595	0.605	0.593	0.607	0.591	0.609	
0.5 m	0.500	0.500	0.499	0.501	0.499	0.501	0.499	0.501	0.498	0.502	0.498	0.502	0.497	0.503	0.495	0.505	
0.44 m	0.440	0.440	0.440	0.440	0.440	0.440	0.439	0.441	0.439	0.441	0.439	0.441	0.438	0.442	0.438	0.442	

* Schärfentiefetabelle für das 24x36mm Format, Zerstreuungskreis 0.033mm (D/1500), gerundet auf 0.01m //
 Depth-of-field table for sensor format 24x36mm, circle of confusion 0.033mm (D/1500), rounded to 0.01m