


Product Highlights

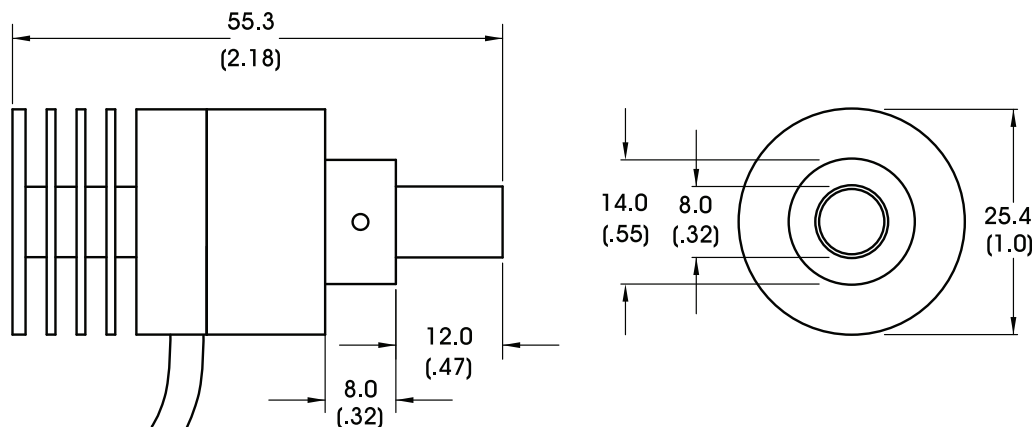
- Designed to replace fiber optic light sources in coaxial/lensing applications
- Compact light head provides efficient thermal management to promote long LED life
- Optional couplers available for use with Dolan-Jenner, Fostec, and Moritex fiber bundles - see the CP112 page in accessories



General Specifications

Electrical Specifications	Color	24v Current	All Other Controls
	625	N/A	0.11 A Max
	470, 530, 590, WHI	N/A	0.28 A Max
Normal Operating Temperature	0 - 60°C		
Weight (g)	39.7 g (1.4 oz.)		
Standard Cable Information	Up to 2 meters (80") long - 105°C rated PVC jacket, foil shield with drain.		
Photobiological Risk Factor IEC 62471	Group 1 (Low-Risk) Applicable Wavelengths: 470, 530, 590, 625, WHI		
Compliance			
IP Rating	IP50		
Lumen Maintenance	L70 = 50,000 hours		

Mechanical Specifications



DIMENSIONS ARE IN MILLIMETERS (INCHES)

Part Number Key

Model	—	Spectral Wavelength	Connector/ Control	—	Alternative Connector
SL112	—	XXX	XX	—	XXX
SL112		(blue) 470 (green) 530 (amber) 590 (red orange) 625 (white) WHI	C1 C5 IC I3 I3S		M12 ¹
Ex: SL12-470C1 SL12-625I3-M12			¹ Available with IC, I3, and I3S options only		

Stock Product: *shipped within three days*
SL112-WHIIC

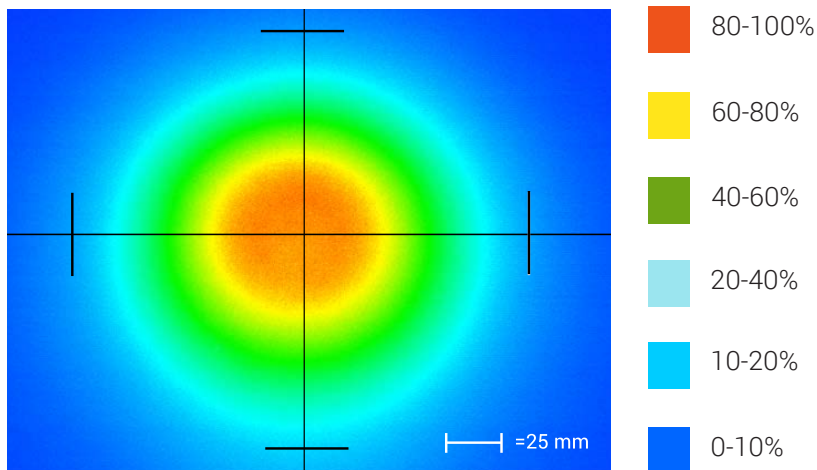
Build to Order: *shipped within two weeks*

Connector | Control Options

C1 Connector	C5 Connector	ICS 2 (IC)	ICS 3 (I3)	ICS 3S (I3S)
<i>For use with:</i> DCS Series Controllers	<i>For use with:</i> Pulsar 320 Strobe Controller.	Continous in-line controller <i>Powered with:</i> 24V power supply	Combination strobe/continous in-line controller <i>Powered with:</i> 24V power supply	Default-OFF strobe/continous in-line controller <i>Powered with:</i> 24V power supply

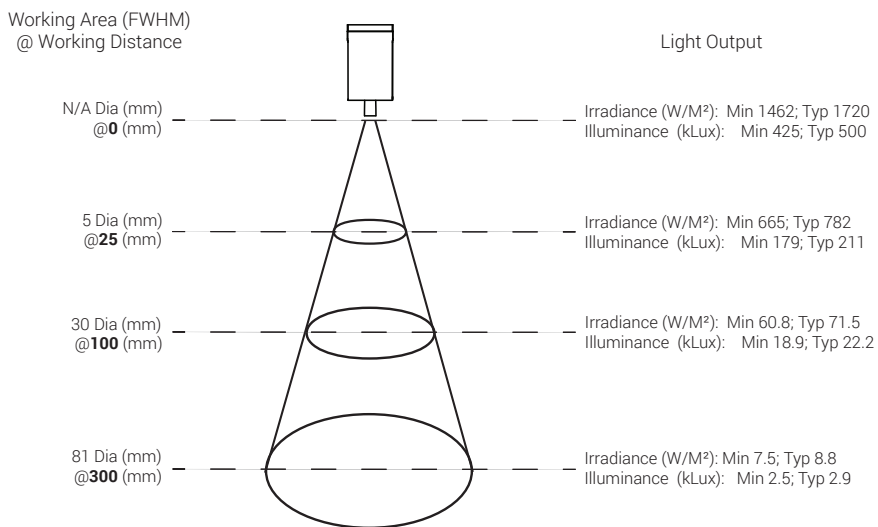
Optical Performance

Intensity Distribution



Optical measurement taken using SL112-WHIIC @ 300 mm

Area of Illuminance & Intensity



Operation and Wiring

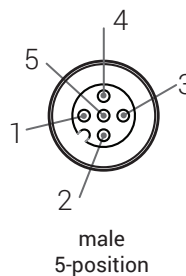
ICS 2 (IC)

Pin (M12)	Function	Wire Color
1	+24 VDC	Brown
2	0-10 VDC Analog Control	White
3	GND	Blue
4	GLO	Black
5	N/A	Gray

ICS 3 (I3 and I3S)

Pin (M12)	Function	Wire Color
1	+24 VDC	Brown
2	Reserved	White
3	GND	Blue
4	PNP/Active High Trigger	Black
5	0-10 VDC Analog Control	Gray

Optional M12 Pinout



Warranty Information

Every Advanced illumination, Inc. (Ai) product is thoroughly inspected and tested before leaving the factory. Products are warranted to be free of defects in workmanship and materials for a period of two years from the original date of purchase. Should a defect develop during this period, please contact Ai Customer Service or your Ai distributor for a Return Merchandise Authorization (RMA), and return the complete product, freight prepaid, to Ai. If a defect is found, Ai will - at our discretion - repair or replace the product without charge. Ai claims no liability for any implied warranties, including "merchantability" and "fitness for a specific purpose."

Electromagnetic Compatibility

This product was tested and complies with the regulatory requirements and limits for electromagnetic compatibility (EMC) as stated in the product specifications. These requirements and limits are designed to provide reasonable protection against harmful interference only when the product is operated in its intended industrial electromagnetic environment. To minimize the potential for electromagnetic interference or unacceptable performance degradation, install and use this product in strict accordance with the instructions in the product documentation.

Customer Service

For information on existing orders, or to make an order adjustment, contact us Monday through Friday 8:00 am to 5:00 pm, EST or send an email to orders@advill.com.

Company Information

Advanced Illumination

440 State Garage Road, Rochester VT. 05767

Phone: 802.767.3830

Fax: 802.767.3831

Email: info@advancedillumination.com

Web: advancedillumination.com

© 2015 Advanced Illumination Inc. All rights reserved