




Product Highlights

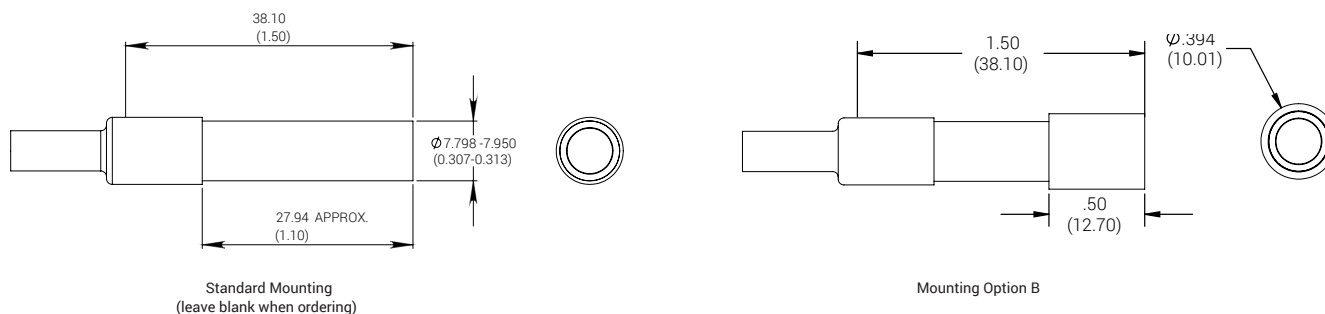
- Designed to replace fiber optics in coaxial lighting applications
- Standard or 5v versions available



General Specifications

Electrical Specifications	Color	5v Current	All Other Controls
	625, 660	0.03 A	0.002 A Max
	880	0.03 A	0.001A Max
	395, 470, 520, WHI	0.02 A	0.003 A Max
Normal Operating Temperature	0 - 60°C		
Weight (g)	13.6g (0.48 oz)		
Standard Cable Information	Up to 2 meters (80") long - 105°C rated PVC jacket, foil shield with drain.		
Photobiological Risk Factor IEC 62471	Exempt Applicable Wavelengths: 880 Group 1 (Low-Risk) Applicable Wavelengths: 470, 520, 625, 660, WHI Group 2 (Medium-Risk) Applicable Wavelengths: 395		
Compliance	  		
IP Rating	IP65		
Lumen Maintenance	L70 = 50,000 hours		

Mechanical Specifications



DIMENSIONS ARE IN MILLIMETERS (INCHES)

Part Number Key

Model	Optional Mounting	—	Spectral Wavelength	Connector/Control	—	Alternative Connector
SL4301	X	—	XXX	XX	—	XXX
SL4301	B (leave blank for standard mounting)		(UV) 395 (blue) 470 (green) 520 (red orange) 625 (red) 660 (infra-red) 880 (white) WHI	C1 C5 IC ^{2,3} I3 ² I3S ² 5 ³		M12 ¹
Ex: SL4301-470C5 SL4301B-625I3-M12				¹ Available with IC, I3, I3S and 5v options only ² Analog dimming with the IC, I3 or I3S option is not available for this product ³ Not available with UV option		

Stock Product: *shipped within 3 days*

Build to Order: *shipped within 2 weeks*

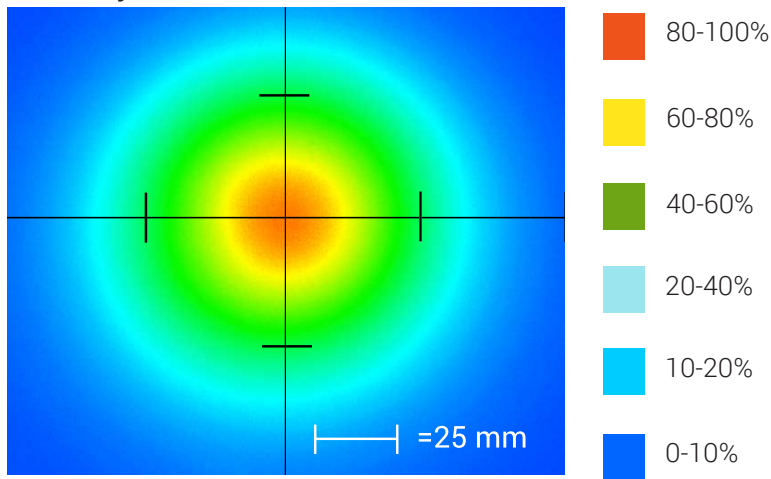
None

Connector | Control Options

C1 Connector	C5 Connector	ICS 2 (IC)	ICS 3 (I3)	ICS 3S (I3S)	5
For use with: DCS Series Controllers	For use with: Pulsar 320 Strobe Controller.	Continuous in-line controller Powered with: 24V power supply	Combination strobe/continuous in-line controller Powered with: 24V power supply	Default-OFF strobe/continuous in-line controller Powered with: 24V power supply	Flying/tinned leads Powered with: 5V power supply

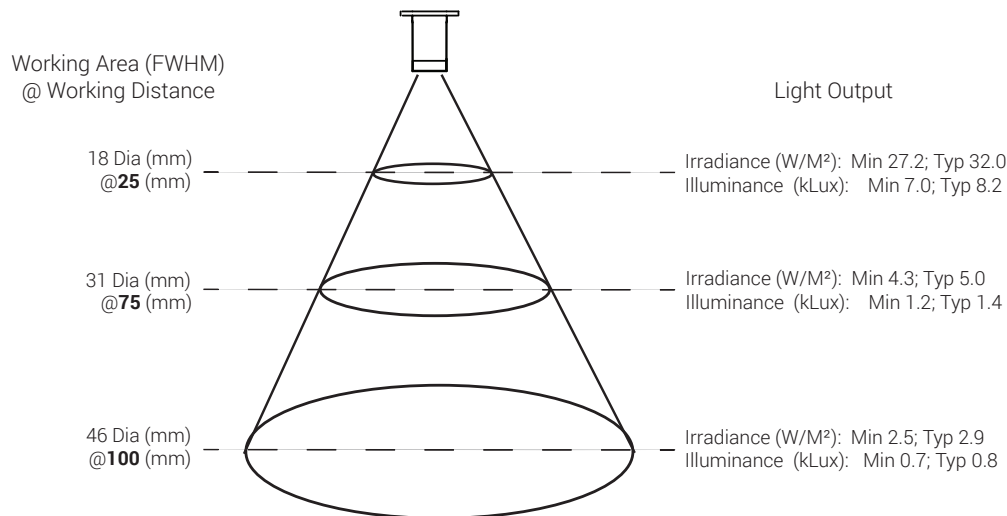
Optical Performance

Intensity Distribution



Optical measurement taken using SL4301-WHIIC075 @ 75 mm

Area of Illuminance & Intensity



Operation and Wiring

ICS 2 (IC)

Pin (M12)	Function	Wire Color
1	+24 VDC	Brown
2	0-10 VDC Analog Control	White
3	GND	Blue
4	GLO	Black
5	N/A	Gray

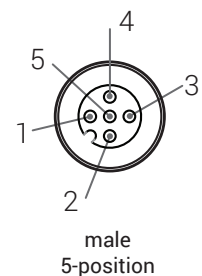
ICS 3 (I3 and I3S)

Pin (M12)	Function	Wire Color
1	+24 VDC	Brown
2	Reserved	White
3	GND	Blue
4	PNP/Active High Trigger	Black
5	0-10 VDC Analog Control	Gray

5 Volt

Function	Wire Color
+5 VDC	Brown
-5 VDC	Blue

Optional M12 Pinout



Warranty Information

Every Advanced illumination, Inc. (Ai) product is thoroughly inspected and tested before leaving the factory. Products are warranted to be free of defects in workmanship and materials for a period of two years from the original date of purchase. Should a defect develop during this period, please contact Ai Customer Service or your Ai distributor for a Return Merchandise Authorization (RMA), and return the complete product, freight prepaid, to Ai. If a defect is found, Ai will - at our discretion - repair or replace the product without charge. Ai claims no liability for any implied warranties, including "merchantability" and "fitness for a specific purpose."

Electromagnetic Compatibility

This product was tested and complies with the regulatory requirements and limits for electromagnetic compatibility (EMC) as stated in the product specifications. These requirements and limits are designed to provide reasonable protection against harmful interference only when the product is operated in its intended industrial electromagnetic environment. To minimize the potential for electromagnetic interference or unacceptable performance degradation, install and use this product in strict accordance with the instructions in the product documentation.

Customer Service

For information on existing orders, or to make an order adjustment, contact us Monday through Friday 8:00 am to 5:00 pm, EST or send an email to orders@advill.com.

Company Information

Advanced Illumination

440 State Garage Road, Rochester VT. 05767

Phone: 802.767.3830

Fax: 802.767.3831

Email: info@advancedillumination.com

Web: advancedillumination.com

© 2015 Advanced Illumination Inc. All rights reserved