


Product Highlights

- The BL128 Series of Compact Backlights provide edge to edge illumination in a 12mm thick housing.



General Specifications

	Color	24V Current	All Other Controls
Electrical Specifications	660, 880	N/A	0.042A per inch
	470, 520, WHI	N/A	0.06A per inch
Normal Operating Temperature	0 - 60°C		
Weight	2" unit - 69.85g (2.46oz)		
Standard Cable Information	2 m long -0/+150 mm (80" -0/+6") - 105°C rated PVC jacket, foil shield with drain.		
Photobiological Risk Factor	Exempt Applicable Wavelengths: 880 Group 1 (Low-Risk) Applicable Wavelengths: 470, 520, 660, WHI		
Compliance	CE, RoHS, IEC 62471		
IP Rating	IP64 Sealed, IP50 Unsealed		
Lumen Maintenance	L70 = 50,000 Hours		

Part Number Key

Model	Emitting Length (in)	—	Peak Wavelength	Connector/Control	Washdown Option	—	Alternative Connector
BL128	XX	-	XXX	XX	X	-	XXX
BL128	01" increments from 01" to 14"		470 (blue) 520 (green) 660 (red) 880 (IR) WHI (white)	C1 C5 IC I3 I3S	W		M8 ¹ M12 ¹
EX: BL12806-470C5W BL12808-660I3-M12		¹ Available with IC, I3, and I3S					

See website product page for in-stock product numbers.

Shipping:

Stock Products: within three days

Build-to-Order Products: within one to three weeks

Change Notice

PCN No: 152

Date Issued: June 15, 2020

Notice Type: Product Revision Change

Product Type: BLXXYY, CBXXYY, FDXXYY, BL128, BL193, BL245

Change Notification Summary

In an effort to improve our products, Advanced illumination (Ai) will be updating the internal drivers and white LEDs used in the BLXXYY, CBXXYY, FDXXYY, BL128, BL193, and BL245. This change will result in white lights seeing a brightness increase of roughly 70% while maintaining equal pricing for small configurations and reduced pricing for large configurations. Excluding the BL128, 24V configured units will experience a current draw shift from 20mA to

30mA per sq. inch for 470nm, 520nm and white units while controller configured units will see a current draw shift from 15mA to 18mA per sq. inch for the same color configurations. Color temperatures will remain unchanged.

The LED upgrade and internal driver update for white color configurations will take place September 15th. The internal driver updates will occur November 9th for 470nm and January 7th for 520nm.

Please contact your Ai Sales Representative if you have any questions.

PCN 152

PCN No: 144

Date Issued: February 22, 2018

Notice Type: Product Change

Type: Washdown Lights

Change Notification Summary

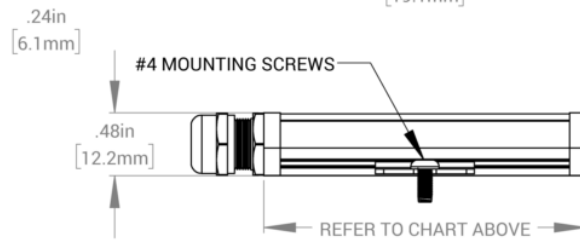
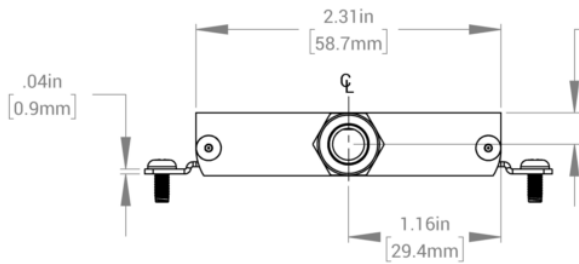
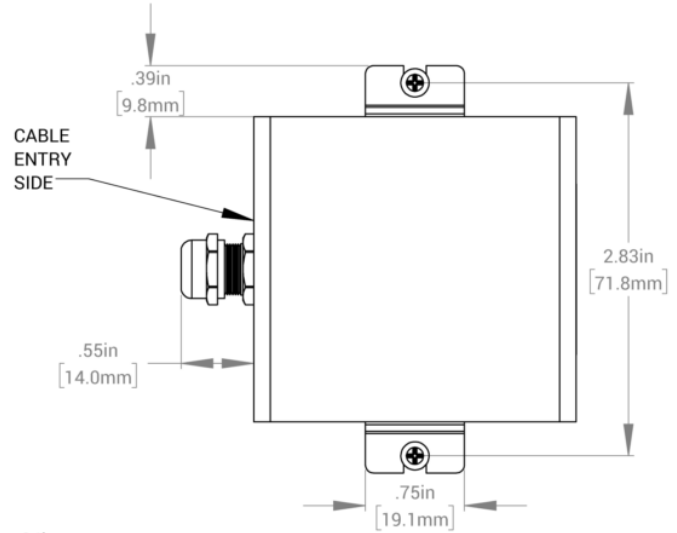
Advanced illumination (Ai) is improving the way we manufacture washdown lights which will change their outward appearance. We will be replacing the black cordstock with clear flowable silicon. This change will provide a more durable finish and will effect the following lights: AL116, AL126, AL143, AL179, AL295, BL128, QM116, QM126, LL174 and SL147.

Please contact your Ai Sales Representative if you have any questions.

Washdown Lights Flowable Silicon

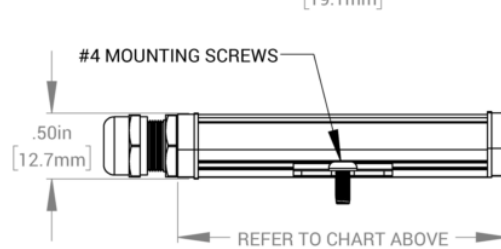
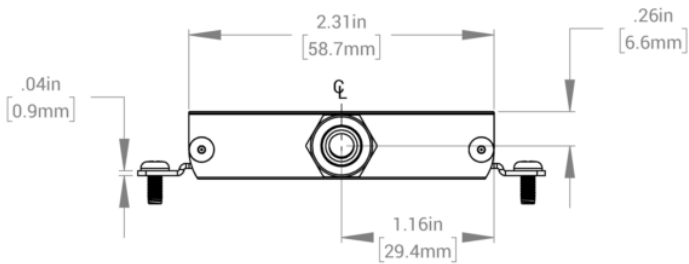
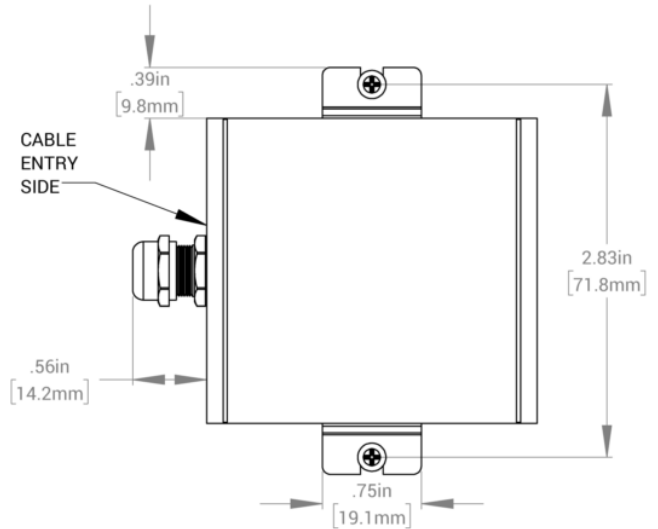
[NONSEALED]

BL128 LENGTH MATRIX	
PART #	LENGTH IN INCHES (mm)
BL12801	1.44 (36.6 mm)
BL12802	2.44 (62.0 mm)
BL12803	3.44 (87.4 mm)
BL12804	4.44 (112.8 mm)
BL12805	5.44 (138.2 mm)
BL12806	6.44 (163.6 mm)
BL12807	7.44 (189.0 mm)
BL12808	8.44 (214.4 mm)
BL12809	9.44 (239.8 mm)
BL12810	10.44 (265.2 mm)
BL12811	11.44 (290.6 mm)
BL12812	12.44 (316.0 mm)
BL12813	13.44 (341.4 mm)
BL12814	14.44 (366.8 mm)



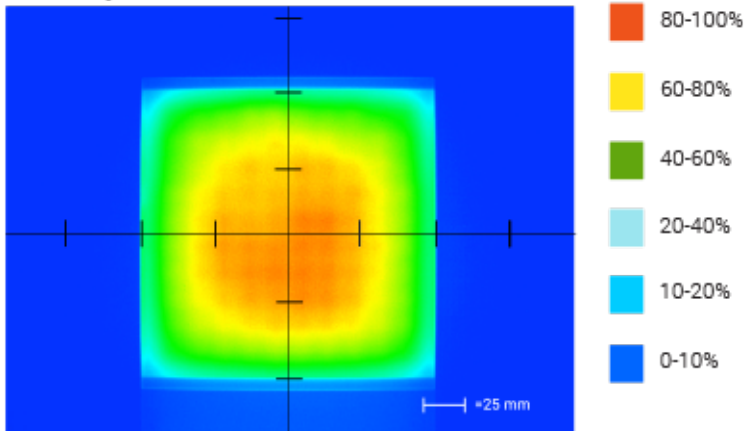
[SEALED]

BL128 LENGTH MATRIX	
PART #	LENGTH IN INCHES (mm)
BL12801	1.50 (38.1 mm)
BL12802	2.50 (63.5 mm)
BL12803	3.50 (88.9 mm)
BL12804	4.50 (114.3 mm)
BL12805	5.50 (139.7 mm)
BL12806	6.50 (165.1 mm)
BL12807	7.50 (190.5 mm)
BL12808	8.50 (215.9 mm)
BL12809	9.50 (241.3 mm)
BL12810	10.50 (266.7 mm)
BL12811	11.50 (292.1 mm)
BL12812	12.50 (317.5 mm)
BL12813	13.50 (342.9 mm)
BL12814	14.50 (368.3 mm)



Optical Specs

Intensity Distribution



Optical measurement taken using BL128-WHIIC

Area of Illuminance & Intensity

Working Area (FWHM)
@ Working Distance

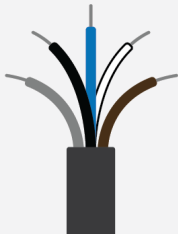
Light Output

43.2 X 43.2 (mm)
@surface

Irradiance (W/M²): Min 123.3; Typ 145
Illuminance (kLux): Min 38.3; Typ 45

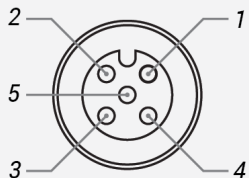
Electrical Specs

Standard Flying Lead Functions for IC, I3 and I3S Control Options

	COLOR	IC FUNCTIONS	I3/I3S FUNCTIONS
	BROWN	24 V DC	24 V DC
	WHITE	0-10 V ANALOG DIMMING	RESERVED
	BLUE	DC GND	DC GND
	BLACK	PNP/ACTIVE LOW GATE	PNP/ACTIVE HIGH TRIGGER
	GRAY	N/A	0-10 V ANALOG DIMMING

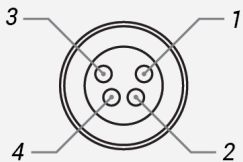
The functions listed above are applicable when this product is configured with built-in IC, I3, or I3S control, **without** the optional A-coded 5-position Male M12 or A-coded 4-position Male M8 connector.

M12 Connector Pinout Functions for IC, I3 and I3S Control Options

	PIN	IC FUNCTIONS	I3/I3S FUNCTIONS
	1	24 V DC	24 V DC
	2	0-10 V ANALOG DIMMING	RESERVED
	3	DC GND	DC GND
	4	PNP/ACTIVE LOW GATE	PNP/ACTIVE HIGH TRIGGER
	5	N/A	0-10 V ANALOG DIMMING

The functions listed above are only applicable when this product is configured with built-in IC, I3, or I3S control, **with** an A-coded 5-position Male M12 connector.

M8 Connector Pinout Functions for IC, I3 and I3S Control Options

	PIN	IC FUNCTIONS	I3/I3S FUNCTIONS
	1	24 V DC	24 V DC
	2	0-10 V ANALOG DIMMING	0-10 V ANALOG DIMMING
	3	DC GND	DC GND
	4	PNP/ACTIVE LOW GATE	PNP/ACTIVE HIGH TRIGGER

The functions listed above are only applicable when this product is configured with built-in IC, I3, or I3S control, **with** an A-coded 4-position Male M8 connector.

For details on operating configurations without built-in control (C1, C5, Q1, and Q4 control, when available), please refer to Advanced illumination's controller manuals.

Control Specs

C1 Connector	C5 Connector	ICS 2 (IC)	ICS 3 (I3)	ICS 3S (I3S)
<i>For use with:</i> DCS Series Controllers	<i>For use with:</i> Pulsar 320 Strobe Controller.	Continuous in-line controller <i>Powered with:</i> 24V power supply	Combination strobe/continuous in-line controller <i>Powered with:</i> 24V power supply	Default-OFF strobe/continuous in-line controller <i>Powered with:</i> 24V power supply

Warranty Information

Every Advanced illumination, Inc. (Ai) product is thoroughly inspected and tested before leaving the factory. Products are warranted to be free of defects in workmanship and materials for a period of FIVE YEARS from the original date of purchase. Should a defect develop during this period, customers may return the complete product, freight prepaid, to one of Ai's distributors or to the Ai factory. All product warranty returns require a Return Merchandise Authorization (RMA) number which is obtained from Customer Service. The RMA number must be clearly marked on the outside of the package. Ai will inspect the unit, and if a defect is found will, at our option, repair or replace the product without charge. Ai disclaims liability for any implied warranties, including implied warranties of "merchantability" and "fitness for a specific purpose." For products under warranty that have since been discontinued, Ai will make an effort to replace with equivalent parts; for circumstances that do not allow for equivalent replacement, Ai reserves the right to repair or replace these products with an updated version. Ai cannot be held responsible for the unauthorized or inappropriate use of its products. Any unauthorized repair or modifications will result in a voided warranty.

No Liability for Consequential Damages: In no event shall Ai be liable for any consequential, special, incidental, or indirect damages of any kind arising from the sale or use of the products.

Electromagnetic Compatibility

This product was tested and complies with the regulatory requirements and limits for electromagnetic compatibility (EMC) as stated in the product specifications. These requirements and limits are designed to provide reasonable protection against harmful interference only when the product is operated in its intended industrial electromagnetic environment. To minimize the potential for electromagnetic interference or unacceptable performance degradation, install and use this product in strict accordance with the instructions in the product documentation.

Customer Service

For information on existing orders, or to make an order adjustment, contact us Monday through Friday 8:00 am to 5:00 pm ET or send an email to orders@advancedillumination.com.

Company Information

Advanced Illumination

440 State Garage Road, Rochester, VT 05767

Phone: 802.767.3830

Fax: 802.767.2636

Email: info@advancedillumination.com

Web: advancedillumination.com

© 2021 Advanced illumination Inc. All rights reserved