

# LL167 Series

## High Intensity White Line Lights

### Product Highlights

- The LL167 Series provides a focused line of illumination in a passively cooled design.
- Only available in White (for color illumination in a similar package refer to our LL137 Series).



### General Specifications

Electrical Specifications	Color	24V Current	All Other Controls
	WHI	0.76A per 6 inches	0.76A Max per 6 inches
Normal Operating Temperature	0 - 60°C		
Weight	Per 12" - 1592g (56.16oz)		
Standard Cable Information	2 m long -0/+150 mm (80" -0/+6") - 105°C rated PVC jacket, foil shield with drain.		
Photobiological Risk Factor	Group 1 (Low-Risk) Applicable Wavelengths: WHI		
Compliance	CE, RoHS, IEC 62471		
IP Rating	Unsealed - IP50		
Lumen Maintenance	L70 = 50,000 Hours		

## Part Number Key

Model	Lens Focus	Emitting Length (in)	—	Peak Wavelength	Connector/ Control
LL167	X	XX	—	XXX	XX
LL167	D <sup>3</sup> E <sup>3</sup> F <sup>3</sup> G <sup>3</sup>	06" increments from 06" to 96"		WHI (white)	C1 <sup>2</sup> IC <sup>1</sup> 24
EX: LL167D12-WHIC1 LL167G24-WHIC		<sup>1</sup> See Electrical Specs for details on IC option with LL167 <sup>2</sup> Not available over 12" emitting length <sup>3</sup> Refer to Part Number Chart for lens focus descriptions			

See website product page for in-stock product numbers.

## Shipping:

Stock Products: within three days

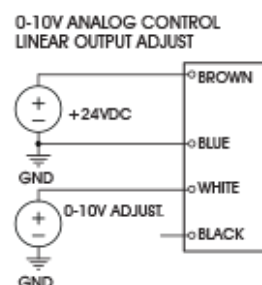
Build-to-Order Products: within one to three weeks

## Electrical Specs

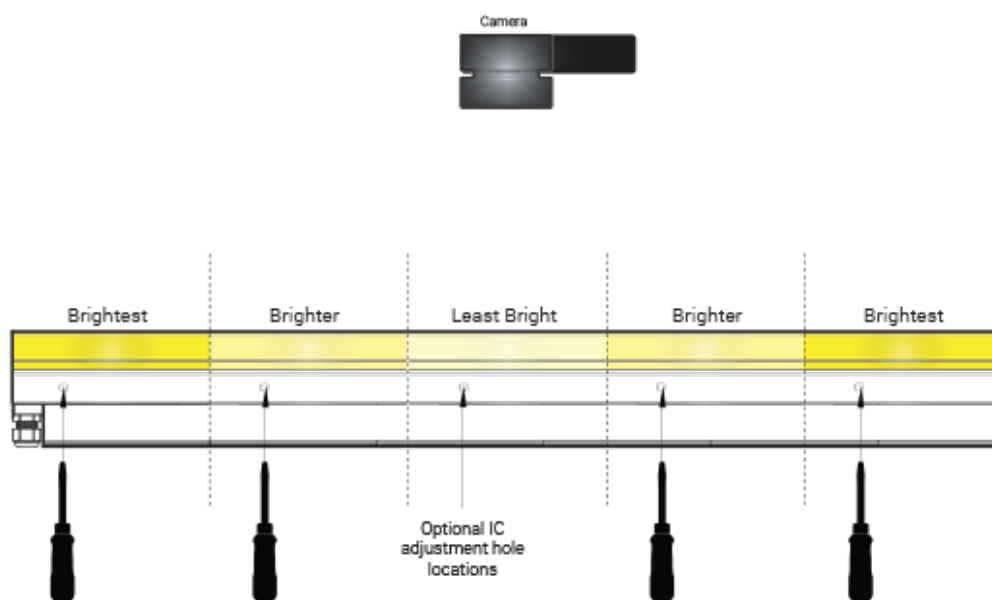
## 24 Volt

Function	Wire Color
+24v DC	Brown
0-10v DC Analog Control	White
GND	Blue
N/A	Black

The entire light's intensity can be controlled via external 0-10 V analog controller using the white wire



The IC option allows for control of intensity on each 6" (152mm) section of BL138, BL168, LL137 and LL167 only. Fig. 1 shows 5 segments of 6" (152mm) BL138 with IC adjustment holes.



(fig. 1)

Controlling each 6" (152mm) section independently and making the center of the line less bright and the outside of the immediate camera viewing radius brighter ultimately results in better imaging.

Better imaging occurs because the camera can see very well in it's area of focus, but outside that area the camera doesn't focus as well without brighter illumination.

Ai recommends using IC adjustment holes for aforementioned lights over 24" (610mm) long.

## Optical Specs


Working Area  
(FWHM)  
@ Working Distance

305 (mm)  
@ 75 (mm)

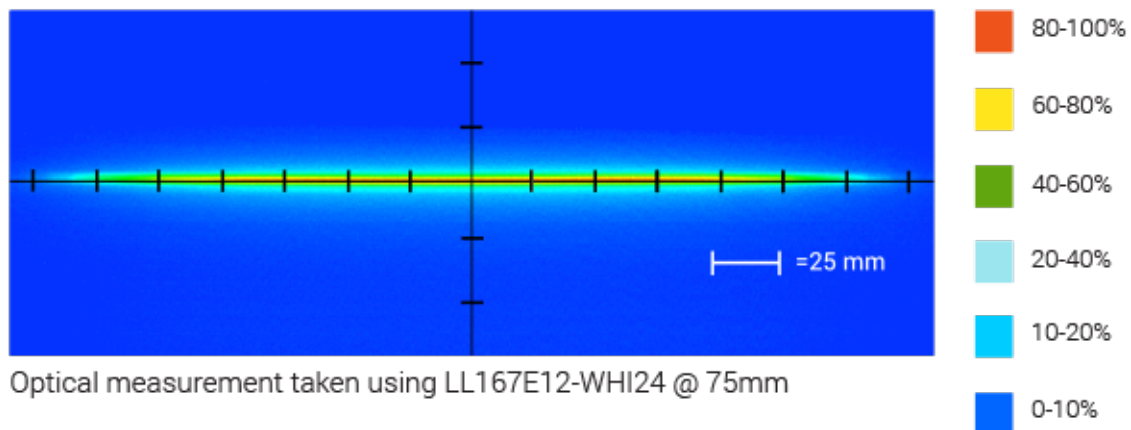
Light Output

Irradiance (W/M<sup>2</sup>): Min 1428; Typ 1680  
Illuminance (kLux): Min 401; Typ 472

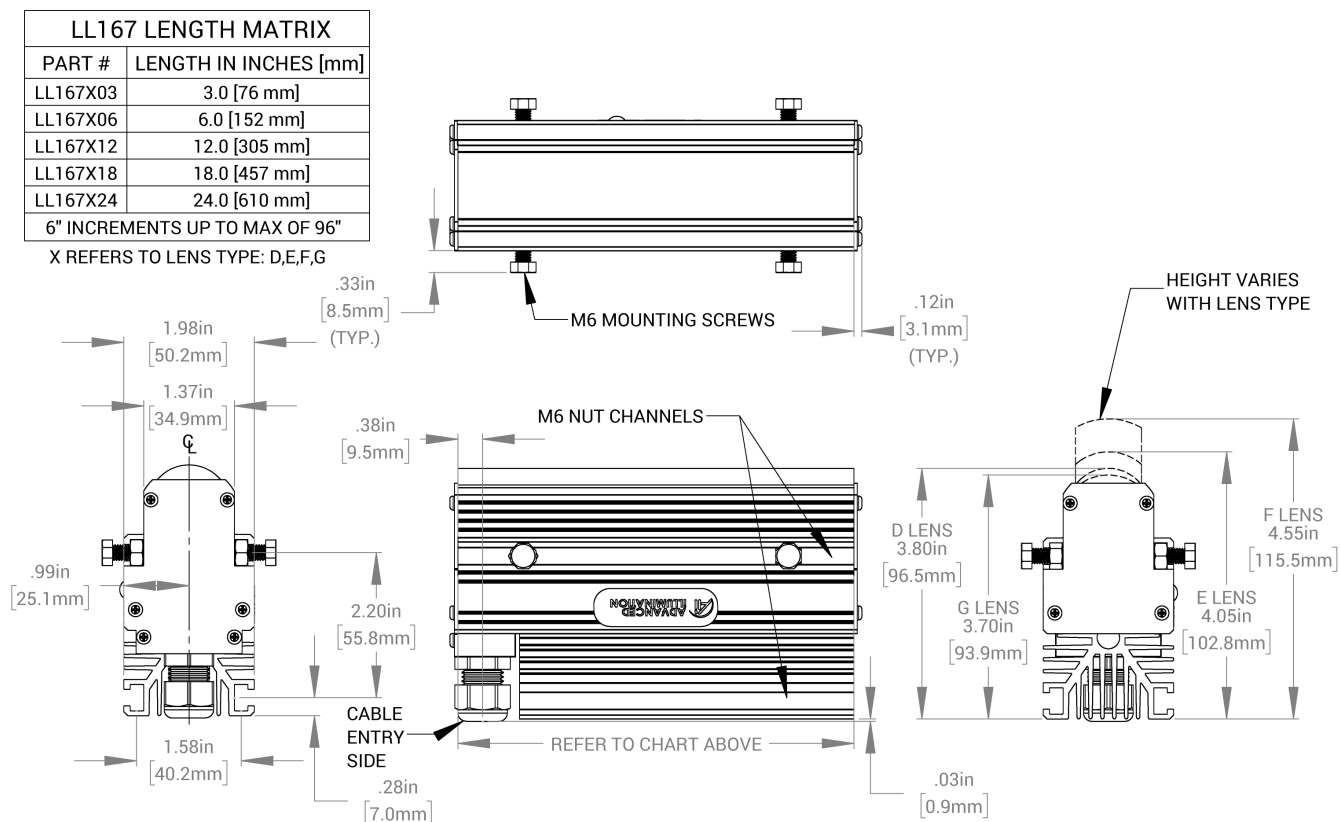
Lens	Working Distance	Beam Width
D	50mm (2")	3.04mm (0.12")
E	75mm (3")	3.04mm (0.12")
F	150mm (6")	5.08mm (0.20")
G	300mm (12")	10.16mm (0.40")
	600mm (24")	17.78mm (0.70")
	900mm (36")	30.48mm (1.20")
	1200mm (48")	38.10mm (1.50")



## Intensity Distribution



## Mechanical Specs



## Control Specs

C1 Connector	IC	24
For use with: DCS Series Controllers	Please see page 4 for IC information	Flying/tinned leads Powered with: 24V power supply

## Warranty Information

Every Advanced illumination, Inc. (Ai) product is thoroughly inspected and tested before leaving the factory. Products are warranted to be free of defects in workmanship and materials for a period of FIVE YEARS from the original date of purchase. Should a defect develop during this period, customers may return the complete product, freight prepaid, to one of Ai's distributors or to the Ai factory. All product warranty returns require a Return Merchandise Authorization (RMA) number which is obtained from Customer Service. The RMA number must be clearly marked on the outside of the package. Ai will inspect the unit, and if a defect is found will, at our option, repair or replace the product without charge. Ai disclaims liability for any implied warranties, including implied warranties of "merchantability" and "fitness for a specific purpose." For products under warranty that have since been discontinued, Ai will make an effort to replace with equivalent parts; for circumstances that do not allow for equivalent replacement, Ai reserves the right to repair or replace these products with an updated version. Ai cannot be held responsible for the unauthorized or inappropriate use of its products. Any unauthorized repair or modifications will result in a voided warranty.

No Liability for Consequential Damages: In no event shall Ai be liable for any consequential, special, incidental, or indirect damages of any kind arising from the sale or use of the products.

## Electromagnetic Compatibility

This product was tested and complies with the regulatory requirements and limits for electromagnetic compatibility (EMC) as stated in the product specifications. These requirements and limits are designed to provide reasonable protection against harmful interference only when the product is operated in its intended industrial electromagnetic environment. To minimize the potential for electromagnetic interference or unacceptable performance degradation, install and use this product in strict accordance with the instructions in the product documentation.

## Customer Service

For information on existing orders, or to make an order adjustment, contact us Monday through Friday 8:00 am to 5:00 pm ET or send an email to [orders@advancedillumination.com](mailto:orders@advancedillumination.com).

## Company Information

### **Advanced Illumination**

440 State Garage Road, Rochester, VT 05767

Phone: 802.767.3830

Fax: 802.767.2636

Email: [info@advancedillumination.com](mailto:info@advancedillumination.com)

Web: [advancedillumination.com](http://advancedillumination.com)

© 2021 Advanced illumination Inc. All rights reserved