Manual Dimming Accessory - DCS-MP

Product Highlights

- Detented, 30 position potentiometer for repeatable dimming with cable inline controllers.
- Built in DIN-rail or panel mounting feature.
- Flip up cover for potentiometer to prevent accidental adjustments.
- Spring clamp wiring terminal for vibration proof installation.

General Specifications

Length	89.7mm (3.53in)
Width	35.6mm (1.40in)
Height	60.7mm (2.39in)
Weight	185g
Operating Temperature	-25°C to 57°C
Compliance	CE, RoHS

Part Number Key

Model	—	Controller
DCS	—	XX
DCS	—	MP

Stock Product: *shipped next day*
DCS-MP

Electrical Specs

DCS-MP
Manual Dimming Control

Wiring Diagram for iCS 2 (IC)
backwards compatibility.

All connections are made at the Input/Output
Terminal Strip.

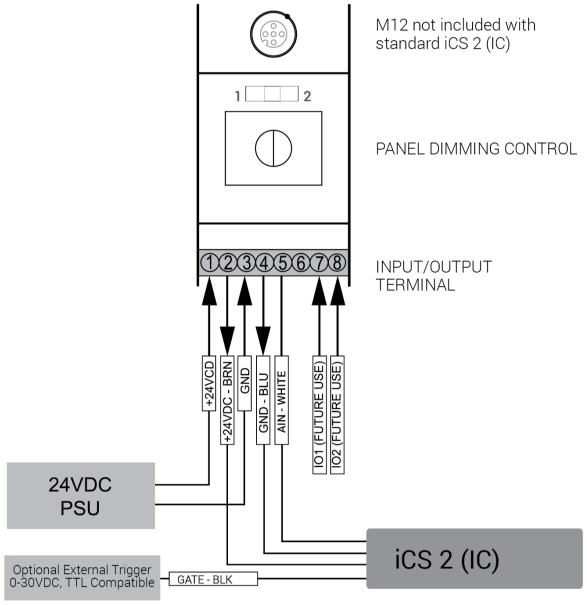

DCS-MP
Manual Dimming Control

Wiring Diagram for iCS 3 (I3)
backwards compatibility.

All connections are made at the Input/Output
Terminal Strip.

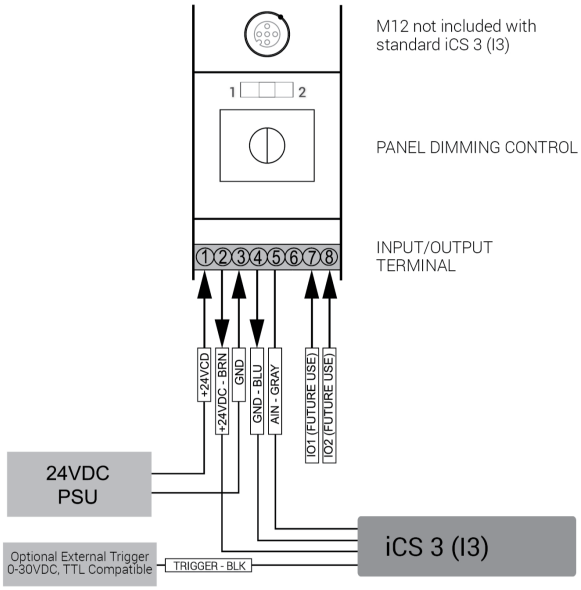

See "DCS-MP Manual Dimming Control Wiring Diagram" for M12 Connection and Switch Positions

DCS-MP Manual Dimming Control Wiring Diagram for iCS 2 (IC) and iCS 3 (I3) Lights with Optional M12

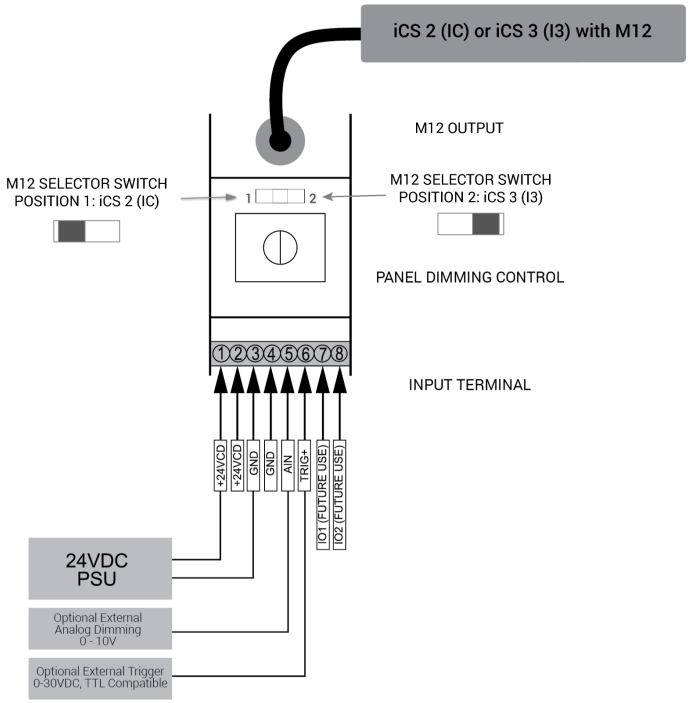

Note: When using external sources for triggering or analog dimming, it is important to use common ground returns for all supplies.
A second ground pin is located on Pin 4 of the DCS-MP for this purpose.

Mechanical Specs





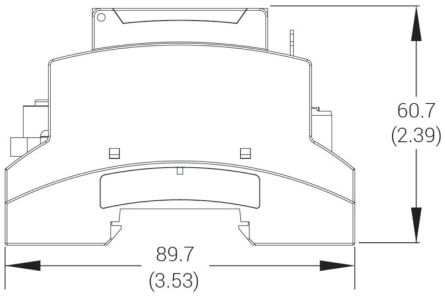

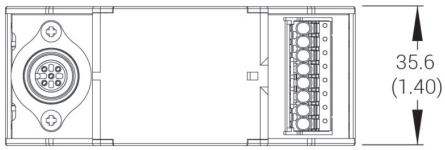

All dimensions are in millimeters (inches)

Warranty Information

Every Advanced illumination, Inc. (Ai) product is thoroughly inspected and tested before leaving the factory. Products are warranted to be free of defects in workmanship and materials for a period of FIVE YEARS from the original date of purchase. Should a defect develop during this period, customers may return the complete product, freight prepaid, to one of Ai's distributors or to the Ai factory. All product warranty returns require a Return Merchandise Authorization (RMA) number which is obtained from Customer Service. The RMA number must be clearly marked on the outside of the package. Ai will inspect the unit, and if a defect is found will, at our option, repair or replace the product without charge. Ai disclaims liability for any implied warranties, including implied warranties of "merchantability" and "fitness for a specific purpose." For products under warranty that have since been discontinued, Ai will make an effort to replace with equivalent parts; for circumstances that do not allow for equivalent replacement, Ai reserves the right to repair or replace these products with an updated version. Ai cannot be held responsible for the unauthorized or inappropriate use of its products. Any unauthorized repair or modifications will result in a voided warranty.
No Liability for Consequential Damages: In no event shall Ai be liable for any consequential, special, incidental, or indirect damages of any kind arising from the sale or use of the products.

Electromagnetic Compatibility

This product was tested and complies with the regulatory requirements and limits for electromagnetic compatibility (EMC) as stated in the product specifications. These requirements and limits are designed to provide reasonable protection against harmful interference only when the product is operated in its intended industrial electromagnetic environment. To minimize the potential for electromagnetic interference or unacceptable performance degradation, install and use this product in strict accordance with the instructions in the product documentation.

Customer Service

For information on existing orders, or to make an order adjustment, contact us Monday through Friday 8:00 am to 5:00 pm ET or send an email to orders@advancedillumination.com.

Company Information

Advanced Illumination
440 State Garage Road, Rochester, VT 05767
Phone: 802.767.3830
Fax: 802.767.2636
Email: info@advancedillumination.com
Web: advancedillumination.com
© 2021 Advanced illumination Inc. All rights reserved